

VXR-9000E SERIES

25 Watt Rack-Mount FM Repeater



- FREQUENCY RANGE: 146 – 174 MHz (VHF)
440 – 470 MHz (UHF)
- 32 CHANNELS SYNTHESIZED
- POWER OUTPUT: 25 W
- WIDE OR NARROW BANDWIDTH PROGRAMMABLE PER CHANNEL
- PLL STEP SIZES: 2.5/5.0/6.25 kHz
- LOW LEVEL AND HIGH LEVEL ENCRYPTION OPTIONS
- 8 cm SQUARE COOLING FAN WITH "MALFUNCTION" SENSOR OUTPUT
- CTCSS REVERSE BURST WITH PROGRAMMABLE LENGTH
- MULTI-TONE DECODE
- 5-STEP COMMAND SEQUENCE FOR STARTUP, POWER SOURCE: MAIN TO SUB, AND SUB TO MAIN
- CW ID AND CW MESSAGES SELECTED BY TRIGGER
- COAXIAL RELAY DRIVERS FOR SINGLE ANTENNA OPERATION; ALSO TX ATTENUATOR
- PROGRAMMED MESSAGE BANKS FOR MAINTENANCE LOGS OR ANY OTHER FREE TEXT
- REPEATER OCCUPATION SETTINGS TO HOLD THE LAST TONE CODE (PRESET TIMER)
- AUDIO VOICE COMPANDING BUILT IN
- CHANNEL SCANNING WITH PRIORITY CHANNEL
- AUTOMATIC DC BACKUP SWITCHING WITH ALERT



CE

VXR-9000E SERIES

25 Watt Rack-Mount FM Repeater



HIGH PERFORMANCE

25 WATTS OF POWER

The VXR-9000E provides 25 Watts of clean, reliable power output in its standard configuration.

EXCELLENT RECEIVER PERFORMANCE

The VXR-9000E is crafted to survive in the most difficult RF environments. Outstanding selectivity, intermodulation rejection, and spurious and image rejection performance ensure reliable service during peak spectrum congestion times.

AUDIO COMPANDING PER CHANNEL

The VXR-9000E's versatile configuration capability permits inclusion of narrow-band, compandered channels among wide-band, non-compandered channels.

DC BACKUP WITH ALERT

Should DC power fail at the repeater site, the VXR-9000E will automatically revert to a backup DC power source, if available. Under emergency DC power, the repeater will transmit an alert message, to alert the communications supervisor that the DC power situation requires immediate attention at the repeater site.



CONSERVATIVE DESIGN FOR HIGH RELIABILITY

The large-diameter cooling fan (8 cm) is thermostatically controlled, ensuring a stable temperature environment for the VXR-9000E. Fan operation may be programmed via software (Off, Continuous, or Temperature-Controlled), and a "Malfunction" alarm is provided.

VERSATILITY

READY FOR RACK MOUNTING

For easy integration into existing repeater sites, the VXR-9000E is shipped ready for mounting in a standard 19"

32 CHANNEL CAPACITY


The VXR-9000E may be dealer-programmed with up to 32 channels over a wide frequency range, and may be operated either in a "Repeater" or "Base Station" mode, depending on your application.

SIX DUAL-FUNCTION PROGRAMMABLE KEYS ON FRONT PANEL

Over twenty different functions are available for selection and assignment to any of the six dual-function programmable keys on the front panel of the VXR-9000E. These functions include Channel Up/Down, High/Low Power, Repeater/Base mode, Encryption On/Off, Transmit/Receive, Panel Lights On/Off, and many more!



Reliable in operation, and flexible in setup options, the VXR-9000E is a high-tech 25-Watt FM Repeater designed for advanced commercial applications. Its slim-line design is crafted for easy installation in a standard 19-inch rack mount, and all programming parameters may be accomplished by the Dealer in minutes using a personal computer and Vertex Standard's CE60 Programming Software.



DSUB 25-PIN ACCESSORY CONNECTOR ON REAR PANEL

For convenient interfacing to external controllers or other accessories, the rear-panel DSUB 25-Pin Accessory Jack provides access to important repeater circuitry without the need for a specialized connector.

PROGRAMMABLE MESSAGE BANKS

Enter date, subject, and notes such as programming or service memos, for recall at any time in the future.

SECURITY

SELECTABLE ENCRYPTION OPTIONS

The VXR-9000E may be set up for either rolling code or inversion-type encryption (optional module required). The security required by your customer is available for easy installation.

FIVE-STEP AUTOMATIC COMMAND SEQUENCE

During certain operating events (such as Startup, switch from main DC to backup DC, etc.) the VXR-9000E may be programmed to undertake an automatic sequence of commands, so it can be configured for the particular event. For example, if DC fails and the repeater switches to emergency DC, the repeater can be set up to switch to Low Power, send a CW ID advising of the DC power situation, and other auto-command sequences, as well.

TWO-TONE DECODE STARTUP

The VXR-9000E may be booted up using two-tone commands. Four popular two-tone formats are supported, and the precise frequencies of each of the two tones may be manually adjusted from 100 Hz to 5 kHz, in 0.1 Hz steps.



Specifications

	VXR-9000E (VHF)	VXR-9000E (UHF)
General Specifications		
Frequency Range	134~160 MHz (A) 146~174 MHz (C)	400~430 MHz (A) 440~470 MHz (CS)
Number of Channels	32 Channels	
Channel Spacing	2.5 kHz/5 kHz/6.25 kHz	
Operating Voltage	13.6V DC \pm 10 %	
Current Drain	8 A Maximum	
Duty Cycle	Receive : 100 % , Transmit : 100 % (@12.5 W output)	
Frequency Stability	1.5 ppm , 1.0 ppm (30 min after wake up)	
Operating Temperature Range	-22° F to +140° F (-30° C to +60° C)	
Dimensions (W x H x D)	19" x 3.5" x 13.5" (483 x 88 x 343 mm)	
Weight (approx.)	21.4 lbs. (9.7 kg)	
Receiver Specifications		
Antenna Impedance	50 Ohms	
Antenna Connector	BNC	
Receiver Type	Double-Conversion Superheterodyne	
Sensitivity	-4 dB μ EMF (20dB SINAD)	
Selectivity	70 dB (Wide), 60 dB (Narrow)	
Intermodulation	70 dB	
Image Rejection	70 dB	
Squelch Threshold	0.4 μ V (Adjustable)	
Audio Output	4 W @ 4 Ohms	
Audio Distortion	< 3 %	
Hum and Noise	> 50 dB	
Audio Frequency Response	De-emphasis : 6 dB/oct (From 300 Hz to 3 kHz)	
Conducted Spurious	< -90 dBm	
Transmitter Specifications		
RF Output Power (50 W)	50/25/10 W (High/Mid/Low)	
Antenna Impedance	50 Ohms	
Antenna Connector	Type-N	
Modulation Type	16K0F3E/8K50F3E	
System Deviation	\pm 5.0 kHz (Wide), \pm 2.5 kHz (Narrow)	
Hum and Noise	>50 dB (Wide), >45 dB (Narrow)	
Microphone Sensitivity	5mV	
Audio Frequency Response	Pre-emphasis : 6dB/oct (From 300 Hz to 3 kHz)	
Spurious Emission	-36 dBm <1 GHz, -30 dBm >1 GHz	
Audio Distortion	2.5% @1 kHz	
Microphone Impedance	600 Ohms	

Measurements per EN 300 086 standards unless noted above. Specifications subject to change without notice or obligation. Various accessories listed may not be available in some countries.

Accessories & Options



MD-11A8J Desktop Microphone




MH-27A8J Hand Microphone



FVP-25 Encryption Unit



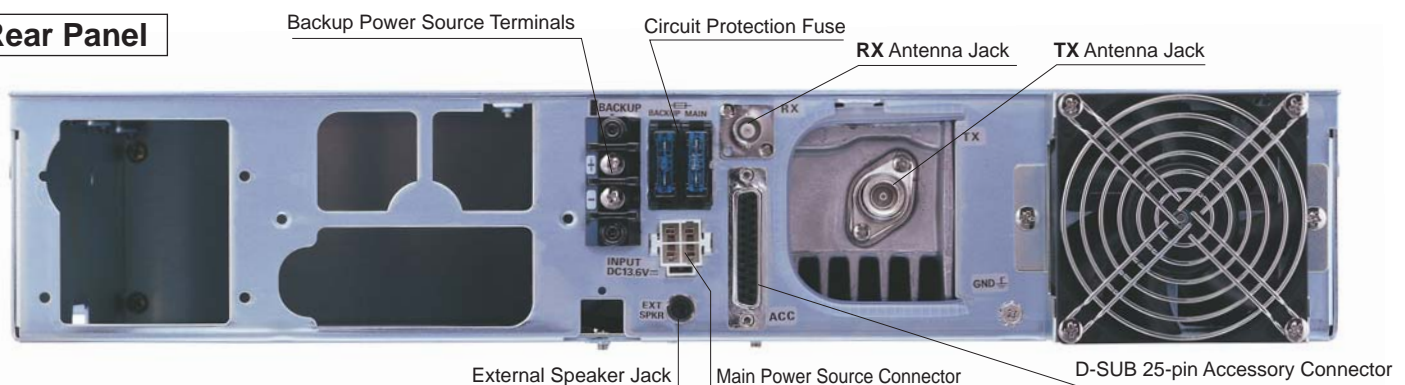
FVP-35 Rolling Code Encryption Unit



FIF-9 4 Wire Line Interface Unit

Supplied Accessories
DC Power Cord, Blade Fuse,
Knob Cap

Rear Panel



VERTEX STANDARD CO., LTD.

4-8-8 Nakameguro, Meguro-ku, Tokyo 153-8644, Japan

For our latest product news, visit us on the Internet:
<http://www.vxstd.com>

VERTEX STANDARD www.vertexstandard.com

US Headquarters

10900 Walker Street, Cypress, CA 90630, U.S.A.

YAESU EUROPE B.V.

P.O. Box 75525, 1118 ZN Schiphol, The Netherlands

YAESU UK LTD. <http://www.yaesu.co.uk>
E-mail: sales@yaesu.co.uk

Unit 12, Sun Valley Business Park, Winnall Close
Winchester, Hampshire, SO23 0LB, U.K.

VERTEX STANDARD HK LTD. <http://www.vxstd.com.hk>

Unit 5, 20/F., Seaview Centre, 139-141 Hoi Bun Road,
Kwun Tong, Kowloon, Hong Kong